


# Boom Stands

Scienscope™ offers a variety of boom stands to fit your needs. ALL boom stands are of solid metal construction. Single arm booms have a solid cross block and brass inserts to improve the vertical and horizontal arm movements. The dual arm design has ball bearings on the horizontal arm to provide a smooth and efficient horizontal movements.



SB-BM2-S0




SB-BM2-D0



SB-CL-S0



SB-BB-S0




SB-CL-D0




SB-BB-D0



SB-HB-S0



SB-UB-S0



SB-HB-D0



SB-UB-D0

## Boom Stands and accessories

<b>SB-BM2-S0</b>	Boom stand with universal base	<b>SB-BM2-D0</b>	Dual arm boom stand with universal base
<b>SB-CL-S0</b>	Boom stand with clamp	<b>SB-CL-D0</b>	Dual arm boom stand with clamp
<b>SB-BB-S0</b>	Boom stand with big base	<b>SB-BB-D0</b>	Dual arm boom stand with big base
<b>SB-UB-S0</b>	Boom stand with U-shaped base	<b>SB-UB-D0</b>	Dual arm boom stand with U-shaped base
<b>SB-HB-S0</b>	Boom stand with heavy base	<b>SB-HB-D0</b>	Dual arm boom stand with heavy base
<b>SB-BM2-S008</b>	9" vertical-extension post, screws onto vertical post, fits ALL stand above		
<b>SB-BM2-S004</b>	Boom stand collar, extra weight for the horizontal or vertical arm to increase tip over weight capacity. 8 lbs.		

	SB-BM2-S0	SB-CL-S0	SB-BB-S0	SB-UB-S0	SB-HB-S0	SB-BM2-D0	SB-CL-D0	SB-BB-D0	SB-UB-D0	SB-HB-D0
<b>Total weight</b>	45 lbs	25 lbs	45 lbs	32 lbs	84 lbs	40 lbs	22 lbs	40 lbs	28 lbs	80 lbs
<b>Dimensions of base</b>	10.25" x 11.25" x .7"	opening: 15.5" x 15" x 2.2"	15.5" x 15" x .5"	16" x 14" x 1"	13" x 13" x 1.75"	10.25" x 11.25" x .7"	opening: 15.5" x 15" x 2.2"	15.5" x 15" x .5"	16" x 14" x 1"	13" x 13" x 1.75"
<b>Horizontal arm</b>	19" LGTH, 1.465" DIA	19" LGTH, 1.465" DIA	19" LGTH, 1.465" DIA	19" LGTH, 1.465" DIA	19" LGTH, 1.465" DIA	20" LGTH, .8" DIA	20" LGTH, .8" DIA	20" LGTH, .8" DIA	20" LGTH, .8" DIA	20" LGTH, .8" DIA
<b>Vertical post</b>	15" LGTH, 1.465" DIA									
<b>Vertical extension (opt.)</b>	9" LGTH, 1.465" DIA									
<b>Mounting dowel</b>	Standard 5/8" DIA									
<b>Tip over weight</b>	21 lbs	21 lbs	31 lbs	15 lbs	25 lbs	21 lbs	21 lbs	31 lbs	15 lbs	25 lbs